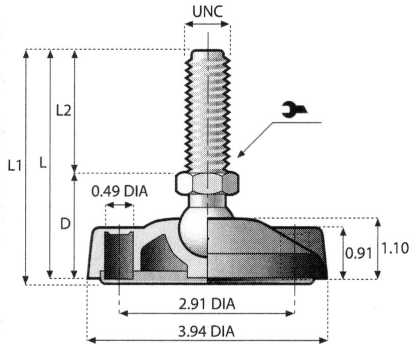


Leveling Pad

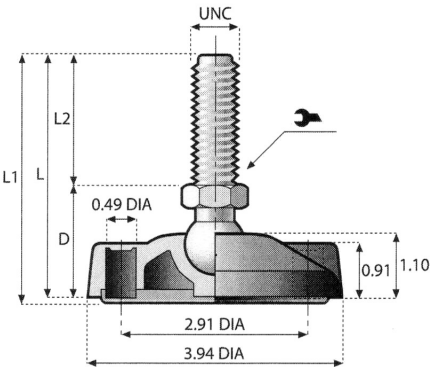
Description

Part Number



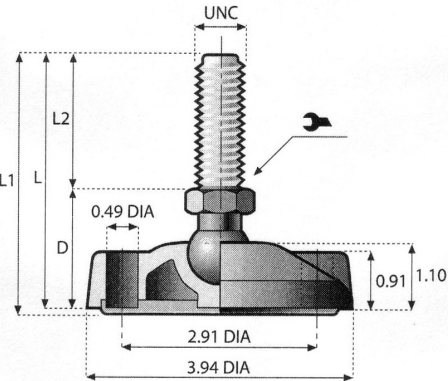
Zinc Plated Leveling Pad.
 Base in Reinforced Polyamide.
 Threaded Spindle and Ball in Zinc.
 Two Holes Covered.
 L1 = 7.60"
 L = 7.48"
 L2 = 5.71"
 UNC = 5/8"
 4000lbs. Capacity.

38712C



Stainless Steel Leveling Pad.
 Base in Reinforced Polyamide.
 Threaded Spindle and Ball in Stainless Steel.
 Two Holes Covered.
 L1 = 7.60"
 L = 7.48"
 L2 = 5.71"
 UNC = 5/8"
 4000lbs. Capacity.

38732C




Stainless Steel Light Duty Leveling Pad
 Base & Ball in Reinforced Polyamide.
 Threaded Spindle in Stainless Steel.
 Two Holes.
 L1 = 7.60"
 L = 7.48"
 L2 = 5.71"
 UNC = 5/8"
 2600lbs. Capacity.

38049

Square Tube Ends

Description



Threaded Tube End Nickel Plated Brass Bush.
 Polyamide Body.

Part Number

For 1-1/2" Tube

34402: A = 5/8" B = 1.50" C = 1.39" L = 1.69" S = 1.38" / Light Gauge Tube

34406: A = 5/8" B = 1.50" C = 1.28" L = 1.69" S = 1.38" / Heavy Gauge Tube

For 2.0" Tube

34206: A = 5/8" B = 1.97" C = 1.87" L = 2.17" S = 1.73" / Light Gauge Tube

